WINDOW SCHEDULE:

MARK	WINDOW OVERALL FRAME SIZE		ROUGH OPENING		WINDOW TYPE	DETAIL			FINISH	REMARKS
	WIDTH	HEIGHT	WIDTH	HEIGHT		HEAD	JAMB	SILL		
G1	8' - 9"	3'-1½"	8' - 7½"	3' - 0"	ALUM./GLASS	10/A6.1	10/A6.1 SIM.	10/A6.1	CLEAR ANODIZED	- INT. ALUMINUM WINDOW FRAMES BY NATIONAL ACCOUNT VENDOR.

GLASS TYPES:

TYPE	DESCRIPTION
1	1" LOW-E, PPG - SOLARGRAY + SOLARBAN (60) C (CLEAR) OR APPROVED EQUAL
2	1" LOW-E, PPG - SOLARGRAY + SOLARBAN (60) C (CLEAR) OR APPROVED EQUAL ABOVE HORIZONTAL MULLION @ TOP OF DOOR
3	1/4" CLEAR TEMPERED GLASS UP TO 60 INCHES ABOVE FINISHED FLOOR

STOREFRONT GENERAL NOTES:

1. ALL STORE FRONT DIMENSIONS SHOWN IN ELEVATION ARE ACTUAL WINDOW FRAME SIZES. BOTH THE ROUGH OPENING & WINDOW FRAME SIZES ARE SHOWN IN WINDOW SCHEDULE.
2. REFER TO STOREFRONT SPECIFICATIONS
3. ALL EXTERIOR EXPOSED ALUMINUM SURFACES TO BE CLEAR ANODIZED FINISH
4. ALL INTERIOR EXPOSED ALUMINUM SURFACES TO BE CLEAR ANODIZED FINISH
5. THE EXTERIOR STOREFRONT SYSTEM DESIGN IS BASED ON VISTAWALL FG-3000 SYSTEM (2 x 4 1/2" FRAME).
6. FIELD VERIFY ACTUAL OPENING PRIOR TO FABRICATION.
7. ALL GLAZING WITHIN 24" OF A DOOR AND / OR LESS THAN 60" ABOVE THE WALKING SURFACE SHALL BE SAFETY GLAZING.

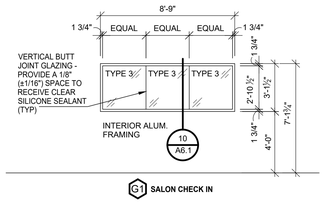

15 A6.1 INTERIOR GLAZING
SCALE: 1/4" = 1'-0"

HEADER SCHEDULE		
	'W' OPENING	HEADER
A	W < 6'-0"	NO HEADER
B	6'-0" < W < 10'-0"	(2)362S162-54
C	10'-0" < W < 14'-0"	(2)600S162-43
D	14'-0" < W < 18'-0"	(2)800S162-43 (1)
E	18'-0" < W < 23'-11"	(2)800S162-54
F	24'-0" < W < 30'-0"	(2)1200S162-54 (*)
(1) ALTERNATIVE TO 800S-43, USE 600S-54 (*) 50 KSI STEEL FOR FURTHER CLARIFICATION SEE STUD SCHEDULE ON SHEET A9.0		

JAMB SCHEDULE		
	'W' OPENING	JAMB
A	W < 6'-0"	NO BOX JAMB
B	W>6'-0"	BOX JAMB

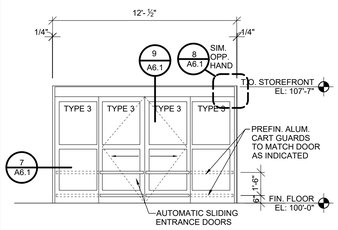

14 A6.1 INTERIOR GLAZING ELEVATION
SCALE: 1/4" = 1'-0"
(VIEW FROM VESTIBULE)

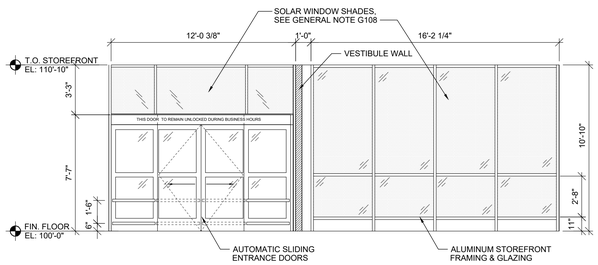

13 A6.1 INTERIOR WINDOW SHADE ELEVATION
SCALE: 1/4" = 1'-0"
(VIEW FROM VESTIBULE)

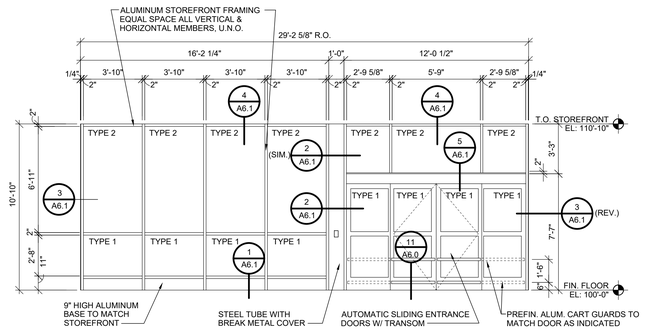

12 A6.1 EXTERIOR GLAZING ELEVATION
SCALE: 1/4" = 1'-0"
(VIEW FROM EXTERIOR)

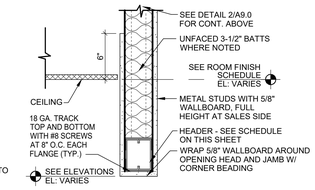

11 A6.1 HEADER AT CEILING
SCALE: 1-1/2" = 1'-0"

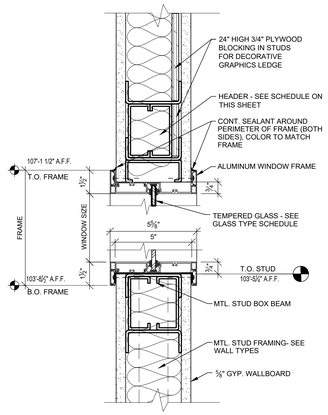

10 A6.1 WINDOW FRAME DETAIL
SCALE: 3" = 1'-0"

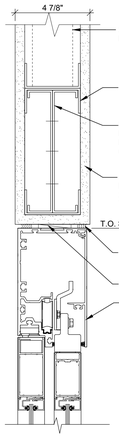

9 A6.1 INTERIOR HEAD DETAIL
SCALE: 3" = 1'-0"

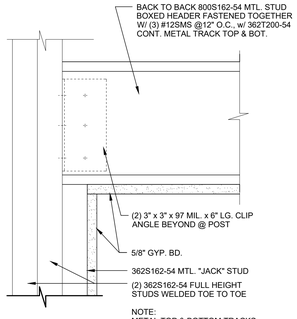

8 A6.1 BOX HEADER END SUPPORT
SCALE: 3" = 1'-0"

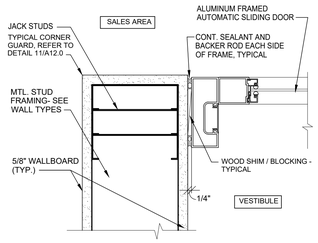

7 A6.1 INTERIOR JAMB DETAIL
SCALE: 3" = 1'-0"

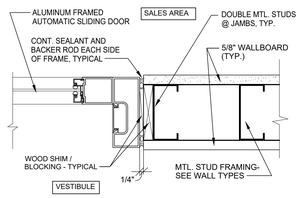

6 A6.1 INTERIOR JAMB DETAIL
SCALE: 3" = 1'-0"

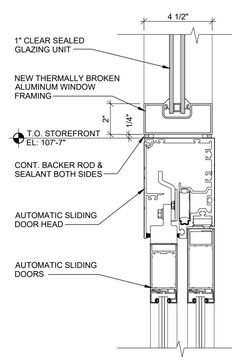

5 A6.1 DOOR HEAD DETAIL
SCALE: 3" = 1'-0"

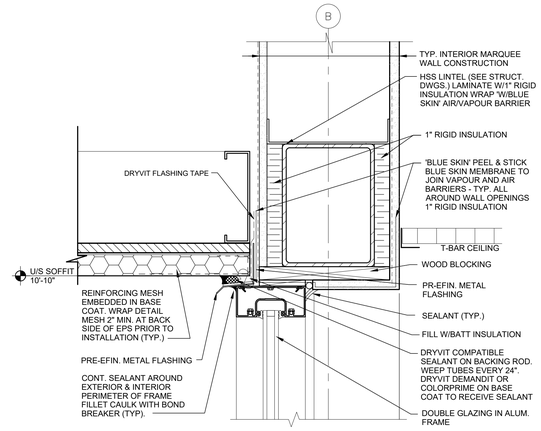

4 A6.1 STOREFRONT HEAD DETAIL
SCALE: 3" = 1'-0"

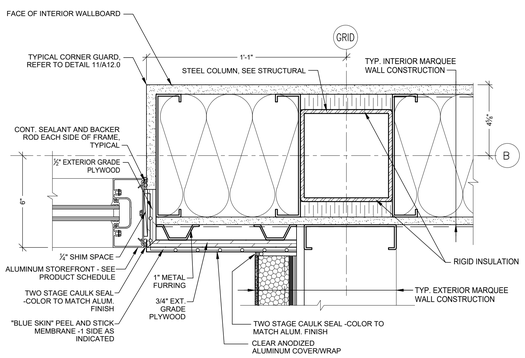

3A A6.1 STOREFRONT JAMB DETAIL
SCALE: 3" = 1'-0"

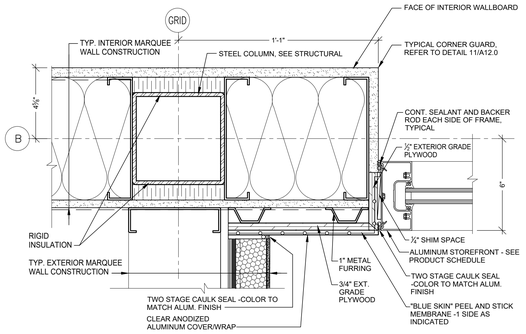

3 A6.1 STOREFRONT JAMB DETAIL
SCALE: 3" = 1'-0"

DESIGNER NOTE: DESIGNER TO VERIFY STOREFRONT SYSTEMS DESIGN LOAD CAPABILITIES ON A PROJECT SPECIFIC BASIS

DESIGNER NOTE: DESIGNER TO CONFIRM PROJECT SPECIFIC CONDITIONS WITH STOREFRONT MANUFACTURER.

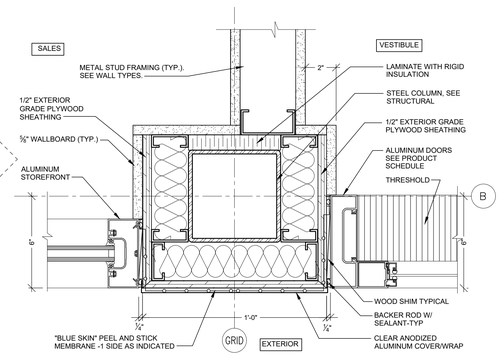

2 A6.1 STOREFRONT COLUMN DETAIL
SCALE: 3" = 1'-0"

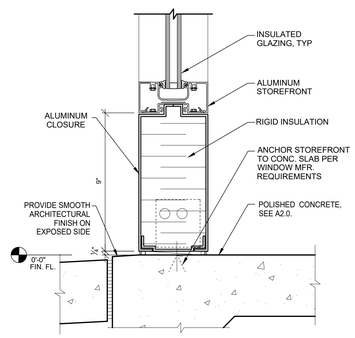

1 A6.1 STOREFRONT SILL DETAIL
SCALE: 3" = 1'-0"

CLIENT:

PETSMART
19601 North 27th Avenue
Phoenix, Arizona 85027 - (623) 580-6100

CLIENT REF #: 1234

PROJECT:

14K 2026 CANADIAN INSTRUCTION SET

AUGUST 05, 2026

CONSULTANT:

ARCHITECT:

SEAL:

CITY SEAL:

DISCLAIMER: COPYRIGHT:
THIS DRAWING AND DESIGN IS COPYRIGHT PROTECTED WHICH SHALL NOT BE USED, REPRODUCED OR REVISED WITHOUT WRITTEN PERMISSION BY PETSMART. THE CONTRACTOR SHALL CHECK AND VERIFY ALL DIMENSIONS AND UTILITY LOCATIONS AND REPORT ALL ERRORS AND OMISSIONS PRIOR TO COMMENCING WORK.
THIS DRAWING IS NOT TO BE SCALED.

ISSUED FOR:

NUMBER	ISSUE	DATE

PROJECT NO: CA0073426.0987
DATE: 05.08.26
ORIGINAL SCALE: AS NOTED
IF THIS BAR IS NOT 1" LONG, ADJUST YOUR PLOTTING SCALE.
1"
DESIGNED BY:
DRAWN BY:
CHECKED BY:
PAGE #: 16 OF: 54

DISCIPLINE: ARCHITECTURAL

TITLE:

STOREFRONT DETAILS

SHEET NUMBER:

A6.1